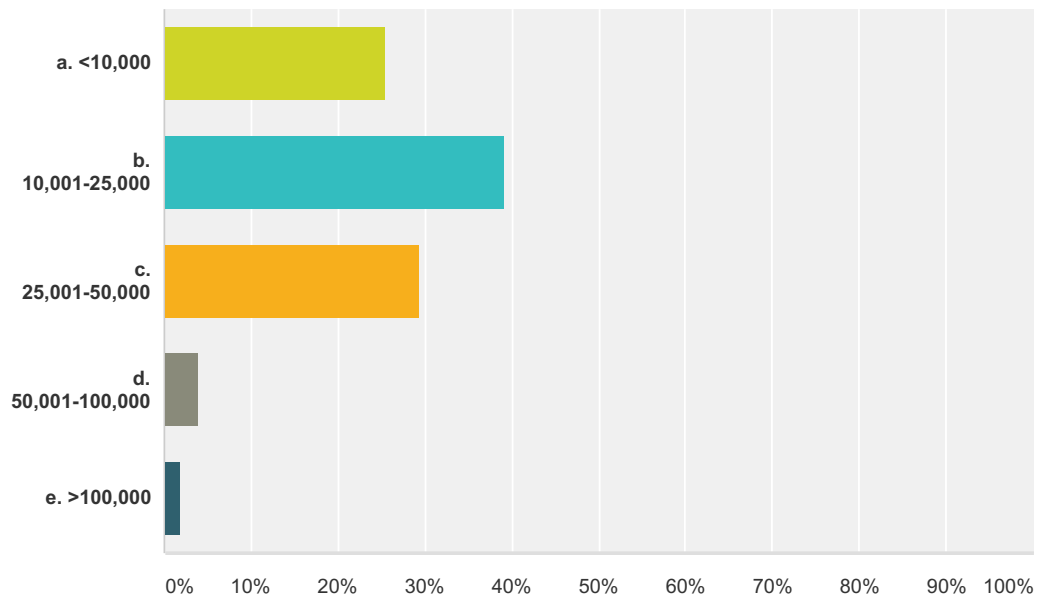


Q1 What is the population in your community?

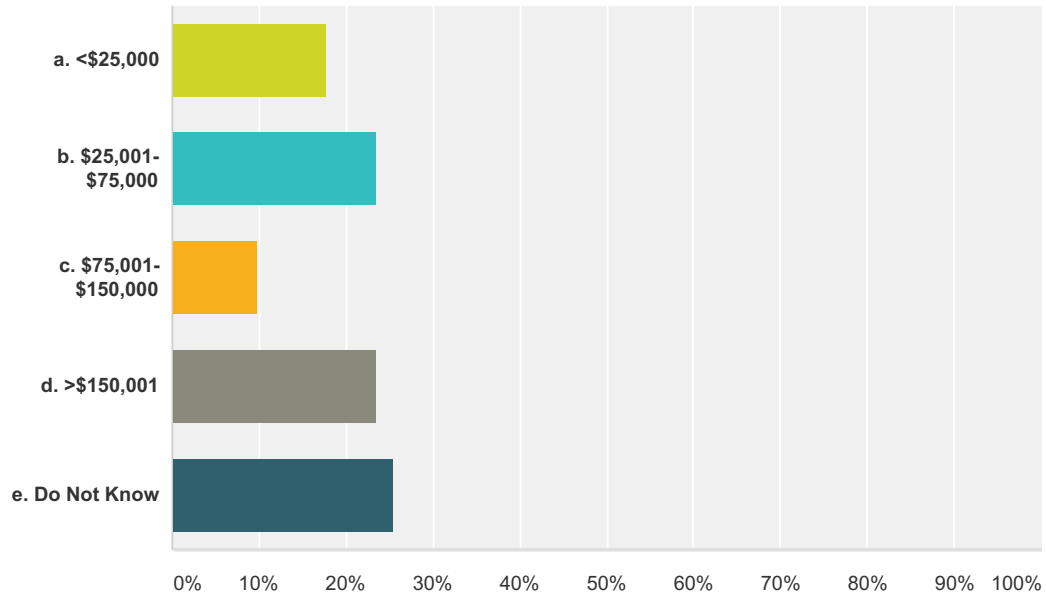
Answered: 51 Skipped: 1



Answer Choices	Responses	
a. <10,000	25.49%	13
b. 10,001-25,000	39.22%	20
c. 25,001-50,000	29.41%	15
d. 50,001-100,000	3.92%	2
e. >100,000	1.96%	1
Total		51

Q2 Based on your current understanding of what the new rules will include, how much do you think you will have to spend per year in total compliance costs when the rules become final?

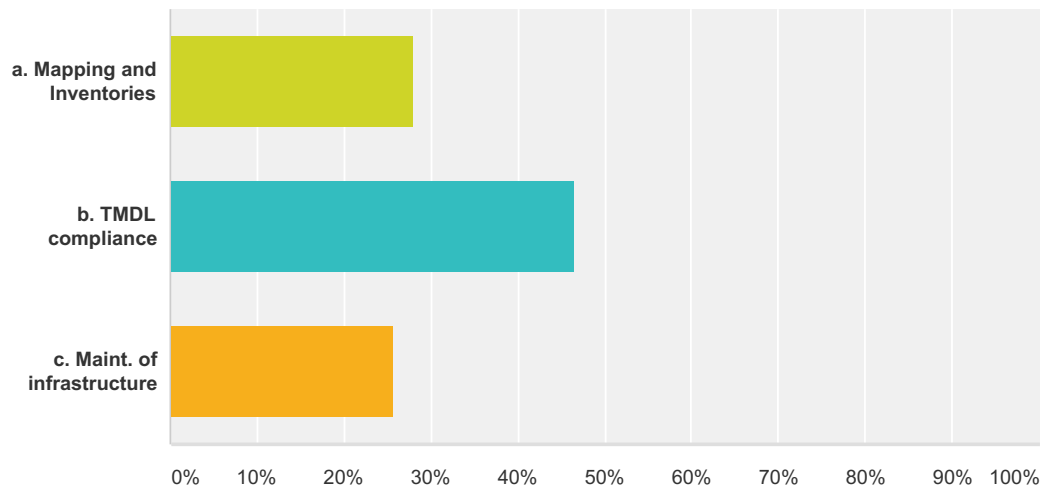
Answered: 51 Skipped: 1



Answer Choices	Responses	
a. <\$25,000	17.65%	9
b. \$25,001- \$75,000	23.53%	12
c. \$75,001- \$150,000	9.80%	5
d. >\$150,001	23.53%	12
e. Do Not Know	25.49%	13
Total		51

Q3 What do you think will be the largest cost component?

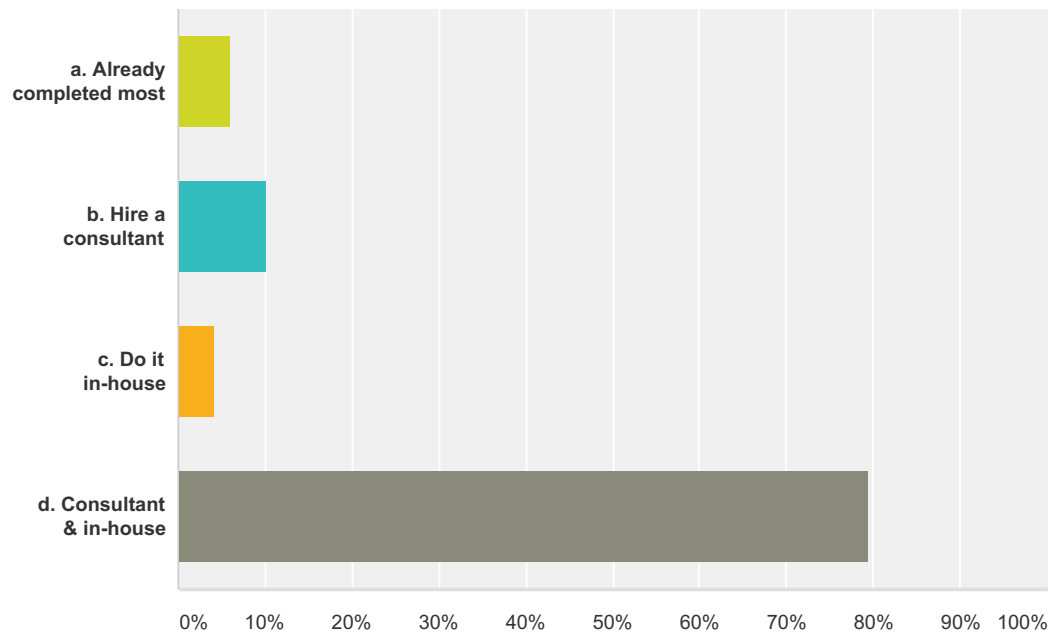
Answered: 43 Skipped: 9



Answer Choices	Responses	
a. Mapping and Inventories	27.91%	12
b. TMDL compliance	46.51%	20
c. Maint. of infrastructure	25.58%	11
Total		43

Q4 How do you plan to comply with the new rules when they become final?

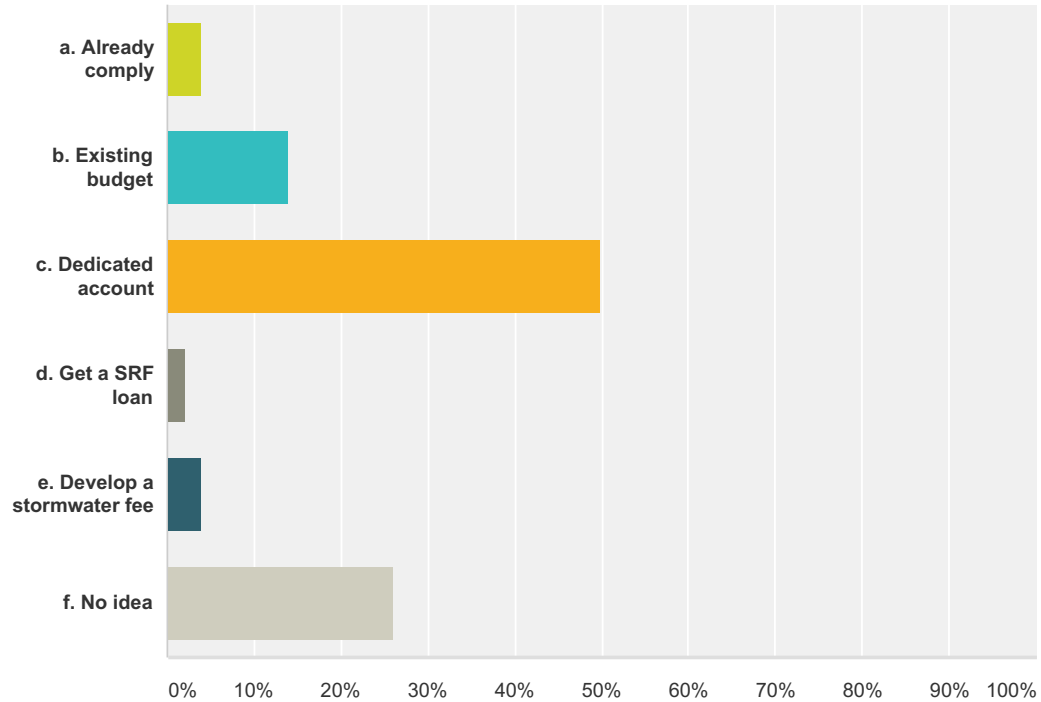
Answered: 49 Skipped: 3



Answer Choices	Responses
a. Already completed most	6.12% 3
b. Hire a consultant	10.20% 5
c. Do it in-house	4.08% 2
d. Consultant & in-house	79.59% 39
Total	49

Q5 How do you plan to pay for your stormwater program once the new rules become final?

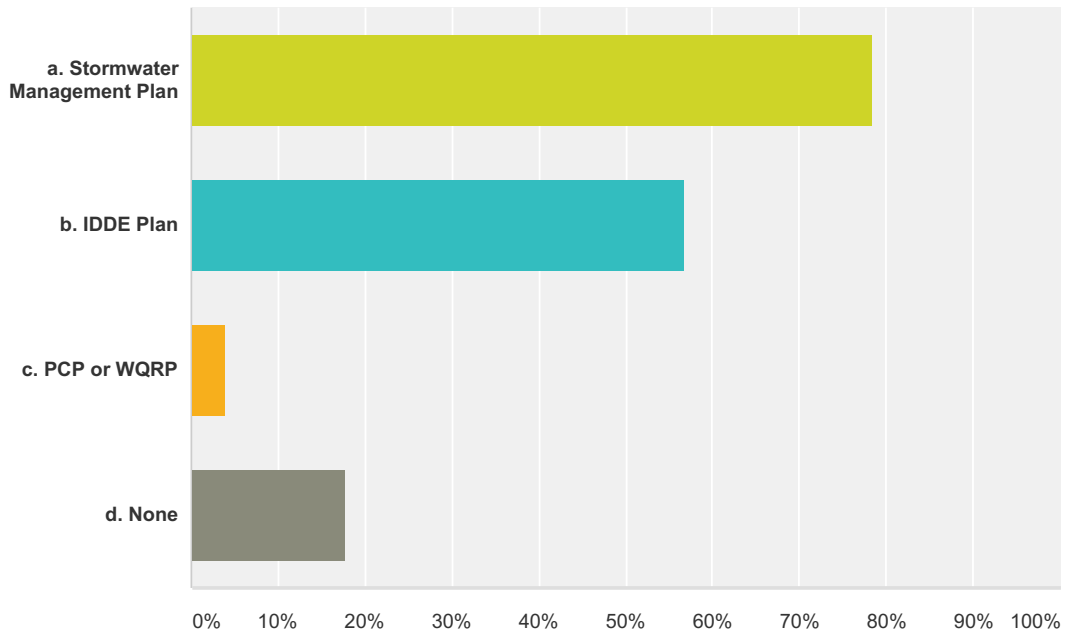
Answered: 50 Skipped: 2



Answer Choices	Responses	
a. Already comply	4.00%	2
b. Existing budget	14.00%	7
c. Dedicated account	50.00%	25
d. Get a SRF loan	2.00%	1
e. Develop a stormwater fee	4.00%	2
f. No idea	26.00%	13
Total		50

Q6 Please identify which of the following written plans you have: (check all that apply)

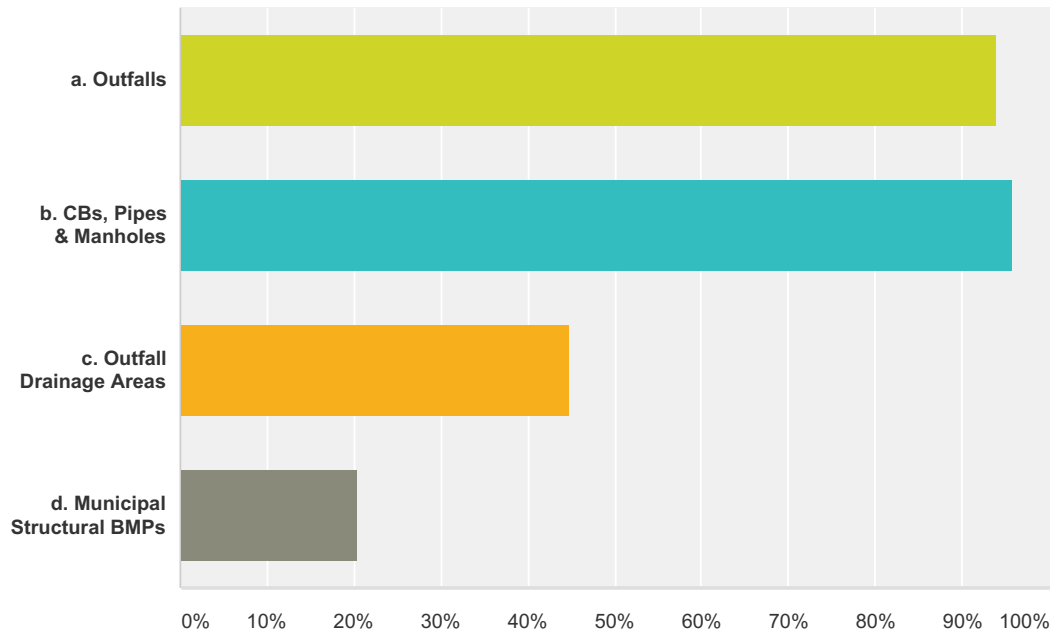
Answered: 51 Skipped: 1



Answer Choices	Responses	
a. Stormwater Management Plan	78.43%	40
b. IDDE Plan	56.86%	29
c. PCP or WQRP	3.92%	2
d. None	17.65%	9
Total Respondents: 51		

Q7 Which components of your stormwater drainage system are mapped? (check all that apply)

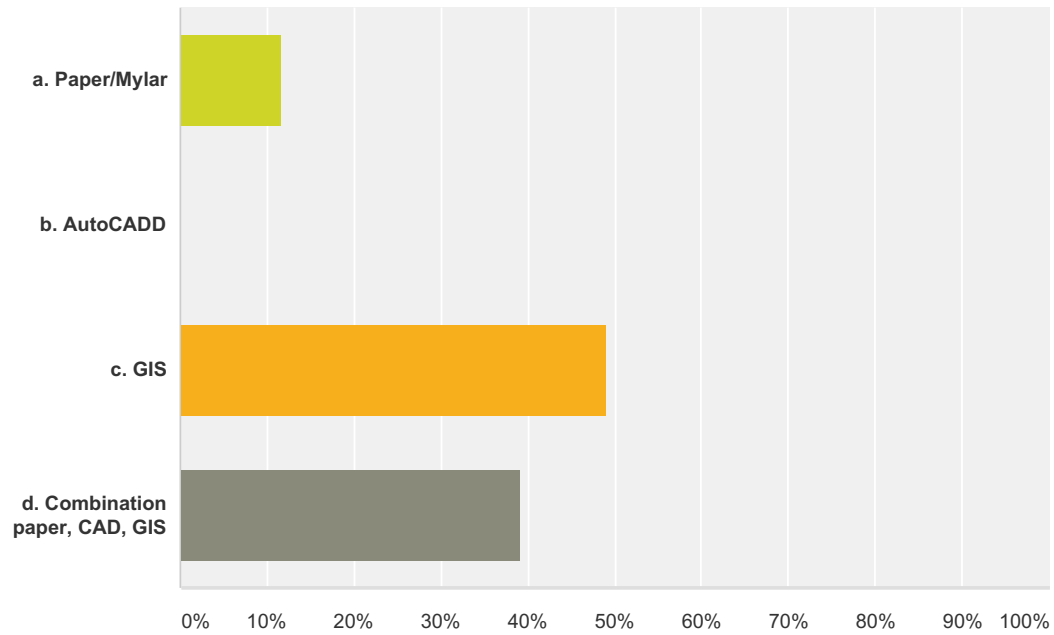
Answered: 49 Skipped: 3



Answer Choices	Responses	
a. Outfalls	93.88%	46
b. CBs, Pipes & Manholes	95.92%	47
c. Outfall Drainage Areas	44.90%	22
d. Municipal Structural BMPs	20.41%	10
Total Respondents: 49		

Q8 In what format is mapping available?

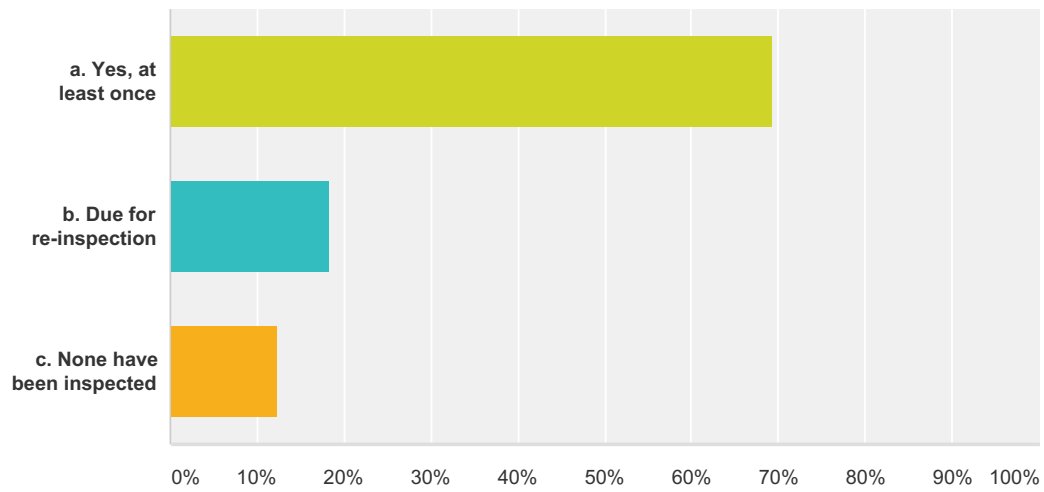
Answered: 51 Skipped: 1



Answer Choices	Responses	
a. Paper/Mylar	11.76%	6
b. AutoCADD	0.00%	0
c. GIS	49.02%	25
d. Combination paper, CAD, GIS	39.22%	20
Total		51

Q9 Have you inspected all of your outfalls in dry weather?

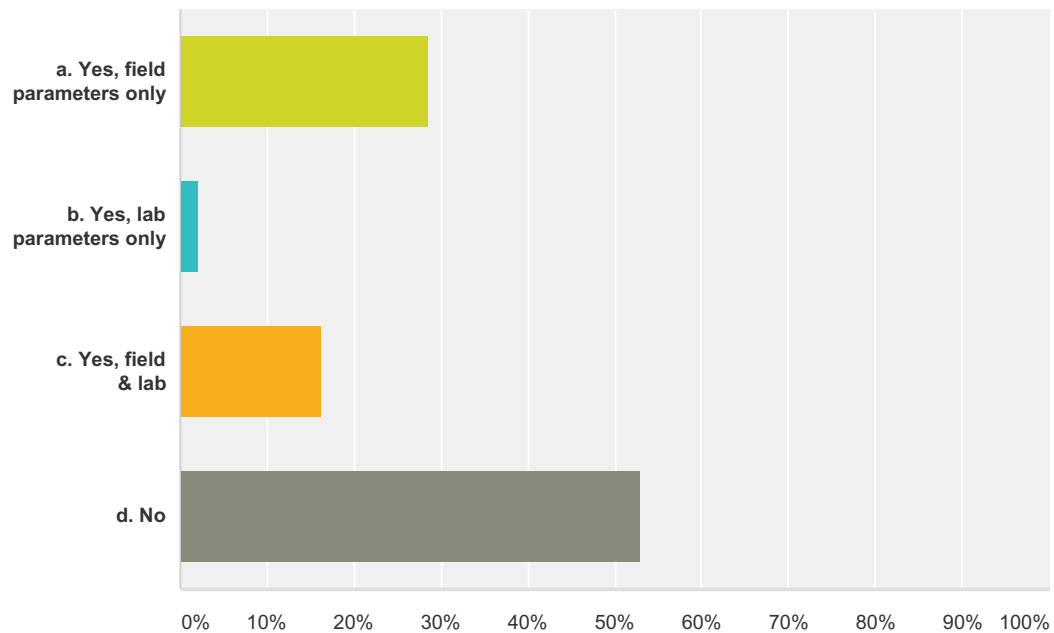
Answered: 49 Skipped: 3



Answer Choices	Responses	
a. Yes, at least once	69.39%	34
b. Due for re-inspection	18.37%	9
c. None have been inspected	12.24%	6
Total		49

Q10 Did you sample dry weather flows during outfall inspections?

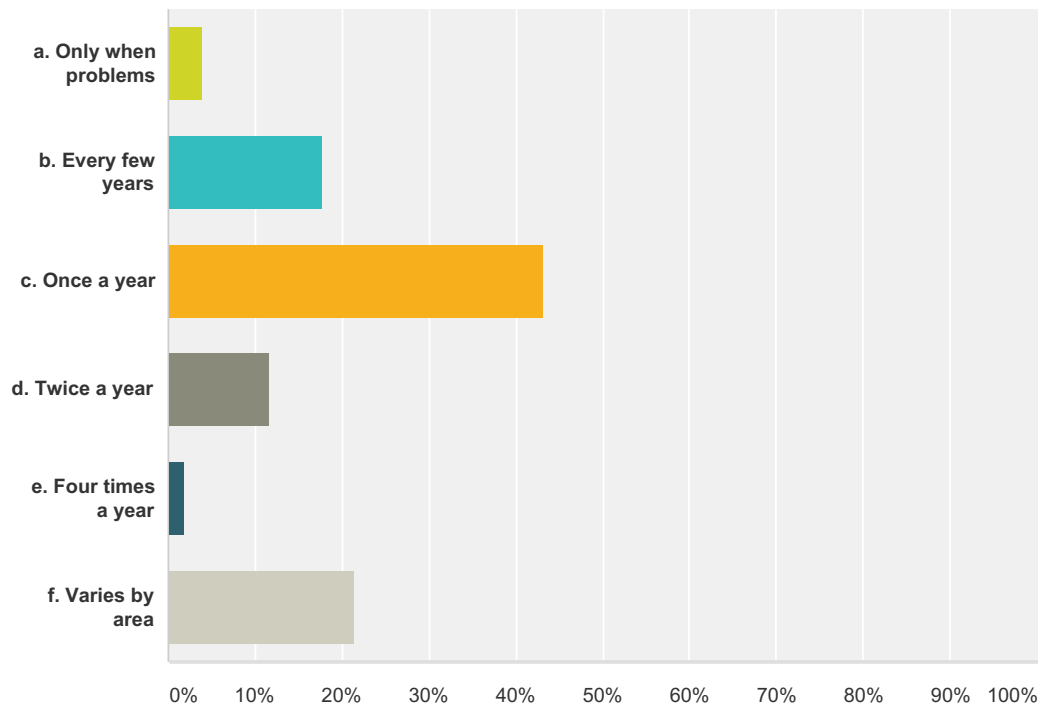
Answered: 49 Skipped: 3



Answer Choices	Responses	
a. Yes, field parameters only	28.57%	14
b. Yes, lab parameters only	2.04%	1
c. Yes, field & lab	16.33%	8
d. No	53.06%	26
Total		49

Q11 How often do you clean your catch basins?

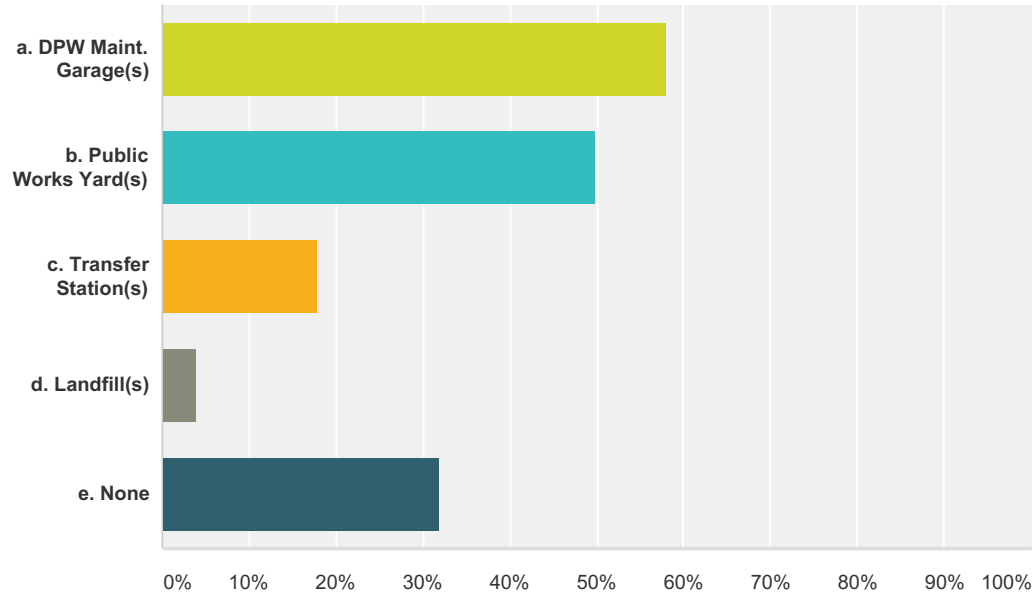
Answered: 51 Skipped: 1



Answer Choices	Responses	
a. Only when problems	3.92%	2
b. Every few years	17.65%	9
c. Once a year	43.14%	22
d. Twice a year	11.76%	6
e. Four times a year	1.96%	1
f. Varies by area	21.57%	11
Total		51

Q12 Identify which of the following facilities you have Stormwater Pollution Prevention Plans (SWPPPs) for: (check all that apply)

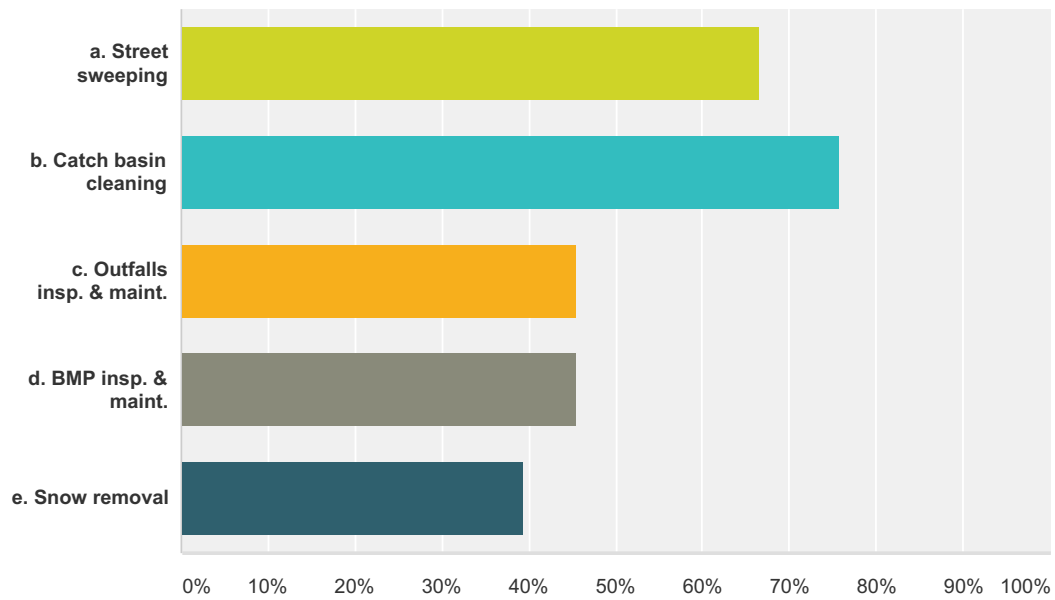
Answered: 50 Skipped: 2



Answer Choices	Responses	
a. DPW Maint. Garage(s)	58.00%	29
b. Public Works Yard(s)	50.00%	25
c. Transfer Station(s)	18.00%	9
d. Landfill(s)	4.00%	2
e. None	32.00%	16
Total Respondents: 50		

Q13 Identify which of the following you have written O&M Plans for:

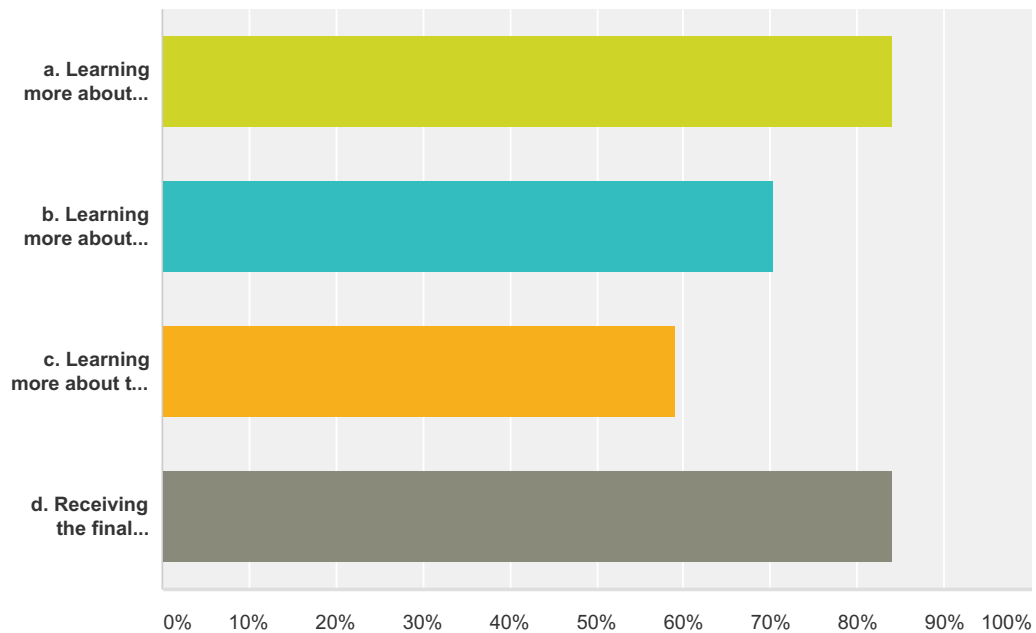
Answered: 33 Skipped: 19



Answer Choices	Responses	
a. Street sweeping	66.67%	22
b. Catch basin cleaning	75.76%	25
c. Outfalls insp. & maint.	45.45%	15
d. BMP insp. & maint.	45.45%	15
e. Snow removal	39.39%	13
Total Respondents: 33		

Q14 Are you interested in any of the following? (check all that apply)

Answered: 44 Skipped: 8



Answer Choices	Responses	
a. Learning more about what's expected to be in the final rule	84.09%	37
b. Learning more about stormwater funding options to implement the upcoming MS4 permit requirements	70.45%	31
c. Learning more about the use of State Revolving Funds (SRF) to implement the upcoming MS4 permit requirements	59.09%	26
d. Receiving the final results of this survey	84.09%	37
Total Respondents: 44		

**Q15 To receive the above information,
please provide:**

Answered: 41 Skipped: 11

Answer Choices	Responses	
Name:	97.56%	40
Company:	97.56%	40
Address:	92.68%	38
Address 2:	0.00%	0
City/Town:	97.56%	40
State:	97.56%	40
ZIP:	92.68%	38
Country:	0.00%	0
Email Address:	95.12%	39
Phone Number:	0.00%	0